

Railings, Furniture & Wood Component Contents



Architectural Railing & Components - From commercial projects where tubing and railing is needed throughout, to a home bar or deck, we've got your railing needs covered.

Furniture Components: - Are your case goods custom made? Do you refinish furniture? This section is chock-full of those fine little details. Grommets, specialty fasteners, casters, corner braces, the list goes on. You can't build a custom cabinetry without taking a stroll through this section.

Wood Components: A lot of the time it's more expensive and time consuming to add finishing touches by hand making them. Items like wood veneer, corbels, appliance garages and breadboards are a convenient way to complete a job!

Architectural Railing251-258

- Cable Rail Systems 252-254**
- Railing and Tubing 254-255**
- Ball and Flush Fittings 255-256**
- Wall and Floor Flanges 256-257**
- Handrail and Arm Rail Brackets 257**
Handrail Brackets (see also) 242-243
- Floor and Bar Rail Brackets 257**
- End Caps and Finials 258**

Furniture Components259-275

- Chest Handles and Hardware..... 259**
- Leg and Cabinet Levelers..... 260**
- Glides and Casters 260-262**
- Turntable Swivels / Chair Swivels 263**
- Leg Fittings and Corner Braces 263-266**
- Cabinet Panels Spacers (Spaceballs) 266**

Workstation Brackets and Table Top

- Hardware 266-268**

Wire Grommets and Electrical

- Management 268-270**

Television Lifts, Slides and Swivels/

- Entertainment Center Hardware..... 271**

Wall Bed Hardware & Bedrail Fittings..... 272

Edgebanding..... 273


Pionite High Pressure Laminates..... 274-275

Wood Components276-280

- Wood Veneer 276**
- Appliance Garages 276**
- Wood Tambour and Track Systems 276-277**
- Wood Breadboards and Slides..... 278**
- Wood Buttons, Dowels and Dowel Pins 278-279**
- Wood Corbels and Wood Components 280**

Cable Rail Systems

Stainless Steel Cable Assemblies



New Item!

Easy-to-install, prefabricated cable assemblies are an attractive, budget-friendly, and low-maintenance alternative to commonly used metal and wood picket infill. Assemblies use 1/8" diameter high-strength, weather-tough type 316 stainless steel cable and come in a wide range of standard lengths that can be quickly trimmed to size in the field!

- **Assembly includes:** 1/8" diameter type 316 stainless steel cable with 7-1/2" threaded terminal fitting pre-attached to one end; (1ea) Quick-Connect® SS fitting; (2ea) stainless steel flat washers, (1ea) stainless steel Snug-Grip washer nut.
- Versatile uses: railings, fences, exterior/interior, residential/commercial.
- Invisible appearance will not impair views.
- Features easy-to-use Threaded Terminal and Quick-Connect®SS end fittings that remain concealed in your end posts.
- 1 set/box. Sold per set.

Product #	Length
6305-PKG	5'
6310-PKG	10'
6315-PKG	15'
6320-PKG	20'
6325-PKG	25'
6330-PKG	30'
6340-PKG	40'
6350-PKG	50'

Intermediate Level Rail Picket Kit



- Non-structural members for maintaining cable spacing.
- 44" picket, predrilled 3" on center for cable.
- For projects with 3+ ft. spacing between structural posts.
- Includes base plate and screws.
- 10/box. Sold individually.

Product #	Finish
7648-SLV-CS	Silver


Intermediate Stair Rail Picket Kit



- For stair wood railing frames (with or without bottom rails) up to 42" high with a slope of 20-45 degrees.
- Non-structural members for maintaining cable spacing.
- 46" picket, predrilled 3" on center for cable.
- Includes base plate and screws.
- 10/box. Sold individually.

Product #	Finish
7649-SLV-CS	Silver

Stainless Steel Decorative End Caps



- Decorative option for covering and finishing the exposed ends of Quick-Connect®SS threaded terminal fittings.
- 316 Stainless steel; 3/4" diameter.
- 4 caps per pack.
- 24 pk/box. Sold per pk.

Product #	Style
3372-PKG	Dome
3373-PKG	Crown
3374-PKG	Chamfer

Colored End Caps

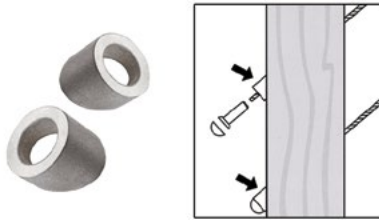


- Decorative option for covering and finishing the exposed ends of Quick-Connect®SS threaded terminal fittings.
- 3/4" overall diameter x 7/16"H.
- 10 caps per pack.
- 24 pk/box. Sold per pk.

Product #	Finish
7071-PKG	Black
7072-PKG	White
7073-PKG	Brown
7074-PKG	Gray
7077-PKG	Bronze



Beveled Washers for 1/8" Quick-Connect Ends

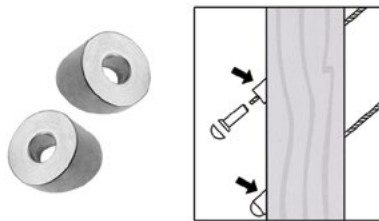


- For providing a flat bearing surface when attaching fittings at angled stair terminations.
- Fits 1/8" Quick-Connect®SS ends.
- 32° angle to fit most stairs.
- 3/8" ID x 3/4" OD.
- 4 washers per pack.
- 24 pk/box. Sold per pk.



Product #	Finish
3792-PKG	316 Stainless Steel

Beveled Washers for Threaded Terminals




- 32° angle to fit most stairs.
- Provides a flat bearing surface when attaching fittings at angled stair terminations.
- Fits 1/8" Threaded Terminals ends.
- 9/16" ID x 3/4" OD.
- 4 washers per pack.
- 24 pk/box. Sold per pk.



Product #	Finish
3799-PKG	316 Stainless Steel

Protector Sleeves - (for wood posts only)

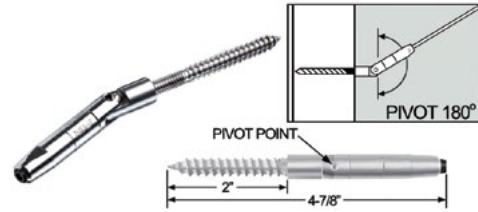


- Protects corner and stair transition posts from cable abrasion.
- Fits 1/4" diameter holes.
- 10 sleeves per pack.
- 24 pk/box. Sold per pk.



Product #	Finish
3210-PKG	316 Stainless Steel

Quick-Connect® Pivot Fitting

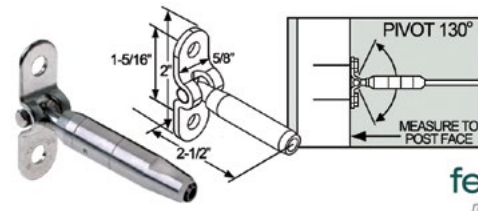


- Screws into the face of wood post or wall using a hanger bolt with 1/4" lag thread (included).
- Non-adjustable fitting, has no tensioning capability. Must be paired with a tension adjustment fitting.
- 180° pivoting allows for angled stair terminations.
- 316 Grade Stainless Steel.
- 20 each/box. Sold per each.



Product #
9915-PKG

Quick-Connect® Fixed Surface Mount Fitting

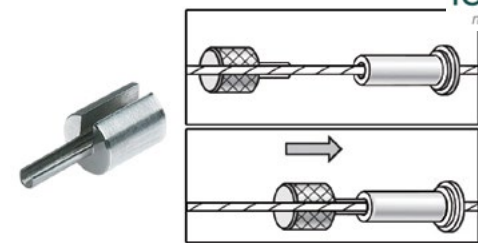


- Attaches to the face of wall or post, wood screws included.
- 130° pivoting allows for easy angled stair terminations.
- Non-adjustable fitting, has no tensioning capability. Must be paired with a tension adjustment fitting.
- 20 each/box. Sold per each.



Product #	Finish
9903W-PKG	316 Stainless Steel

Quick-Connect® Release Tool

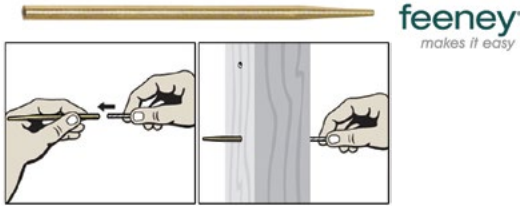


- For temporarily releasing the jaws of the Quick-Connect® fitting to remove or adjust the position.
- 24/box. Sold individually.



Product #	Finish
3128-PKG	316 Stainless Steel

Cable Lacing Needle



- For quickly lacing cable ends through posts without snagging.
- For 1/8" Diameter cable.
- 12/box. Sold individually.

Product #
3221-PKG

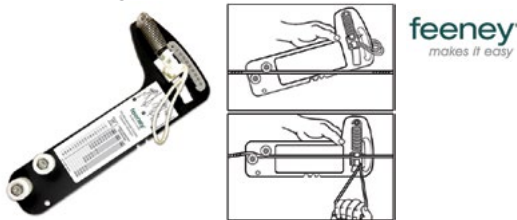
Cable Cutters



- For trimming excess cable up to 1/8" diameter.
- 7-1/2" long.
- 6/box. Sold individually.

Product #
2972-PKG

Cable Tension Gauge



- Reads tensions between 200 and 400 lbs.
- Designed for use on applications using 1/8", 3/16", and 1/4" sized cables with 1x19 construction.
- 1/box. Sold individually.

Product #
6004-PKG

Enviro-Magic Cleaner for Stainless Steel



- For cleaning and protecting stainless steel cables and hardware.
- Non-toxic, biodegradable.
- 16 oz. bottle.
- 12 each/box. Sold per each.

Product #
5063-F

Railing and Tubing

Solid Brass Channel

Solid Brass Flat U Channel




SPECIAL ORDER

- Stock Lengths: 2', 4', 6', 8', 10'. Custom lengths may be available.
- 1/box. Sold individually.

Product #	Size	Glass Thickness	Finish
FCHAN-3/8	3/8"W x 3/8"H	1/4"	Polished Brass
FCHAN-1/2	1/2"W x 1/2"H	1/4"	Polished Brass
FCHAN-3/4A	3/4"W x 3/4"H	1/4"	Polished Brass
FCHAN-5/8	5/8"W x 5/8"H	3/8"	Polished Brass
FCHAN-3/4	3/4"W x 3/4"H	1/2"	Polished Brass

Solid Brass Radius Back Channel



SPECIAL ORDER

- Stock Lengths: 2', 4', 6', 8', 10'. Custom lengths may be available.
- 1/box. Sold individually.

Product #	Size	Glass Thickness	Finish
RCHAN-1/2	1/2"W x 1/2"H	1/4"	Polished Brass
RCHAN-5/8	5/8"W x 5/8"H	3/8"	Polished Brass

Round Solid Brass Tubing

Solid Brass Round Tubing



Brassfinders

SPECIAL ORDER

- Wall thickness: .05" (18 gauge).
- Unlacquered solid brass.
- Stock Lengths: 2', 4', 6', 8', 10'. Custom lengths available.
- 1/box. Sold individually.

Product #	Size	Finish
TUBE-15	1-1/2" Diameter	Polished Brass
TUBE-20	2" Diameter	Polished Brass

Round Stainless Steel Tubing

Stainless Steel Round Tubing



Brassfinders

SPECIAL ORDER

- Wall thickness: .05" (18 gauge).
- Stainless Steel construction.
- Stock Lengths: 12' and 20'. Custom lengths available.
- 1/box. Sold individually.

Product #	Size	Finish
SSTUBE-15P	1-1/2" Diameter	Polished Stainless Steel
SSTUBE-15S	1-1/2" Diameter	Satin Stainless Steel
SSTUBE-20P	2" Diameter	Polished Stainless Steel
SSTUBE-20S	2" Diameter	Satin Stainless Steel

Ball Fittings

Single Outlet Ball Fitting



Brassfinders

SPECIAL ORDER

- 1/box. Sold individually.

Product #	Size	Finish
830-15	For 1-1/2" Tubing	Polished Brass
830-15-SP	For 1-1/2" Tubing	Polished Stainless Steel
830-15-SS	For 1-1/2" Tubing	Satin Stainless Steel
830-20	For 2" Tubing	Polished Brass
830-20-SP	For 2" Tubing	Polished Stainless Steel
830-20-SS	For 2" Tubing	Satin Stainless Steel

Ball Elbow Fitting



Brassfinders

SPECIAL ORDER

- 1/box. Sold individually.

Product #	Size	Finish
833-15	For 1-1/2" Tubing	Polished Brass
833-15-SP	For 1-1/2" Tubing	Polished Stainless Steel
833-15-SS	For 1-1/2" Tubing	Satin Stainless Steel
833-20	For 2" Tubing	Polished Brass
833-20-SP	For 2" Tubing	Polished Stainless Steel
833-20-SS	For 2" Tubing	Satin Stainless Steel

Ball Tee Fitting



Brassfinders

SPECIAL ORDER

- 1/box. Sold individually.

Product #	Size	Finish
834-15	For 1-1/2" Tubing	Polished Brass
834-15-SP	For 1-1/2" Tubing	Polished Stainless Steel
834-15-SS	For 1-1/2" Tubing	Satin Stainless Steel
834-20	For 2" Tubing	Polished Brass
834-20-SP	For 2" Tubing	Polished Stainless Steel
834-20-SS	For 2" Tubing	Satin Stainless Steel

Ball Cross Fitting



Brassfinders

SPECIAL ORDER

- 1/box. Sold individually.

Product #	Size	Finish
835-15	For 1-1/2" Tubing	Polished Brass
835-15-SP	For 1-1/2" Tubing	Polished Stainless Steel
835-15-SS	For 1-1/2" Tubing	Satin Stainless Steel
835-20	For 2" Tubing	Polished Brass
835-20-SP	For 2" Tubing	Polished Stainless Steel
835-20-SS	For 2" Tubing	Satin Stainless Steel

Side Outlet Elbow Fitting



SPECIAL ORDER

• 1/box. Sold individually.

Product #	Size	Finish
836-15	For 1-1/2" Tubing	Polished Brass
836-15-SP	For 1-1/2" Tubing	Polished Stainless Steel
836-15-SS	For 1-1/2" Tubing	Satin Stainless Steel
836-20	For 2" Tubing	Polished Brass
836-20-SP	For 2" Tubing	Polished Stainless Steel
836-20-SS	For 2" Tubing	Satin Stainless Steel

Flush Fittings

Flush Elbow Fitting



SPECIAL ORDER

• 1/box. Sold individually.

Product #	Size	Finish
812-15	For 1-1/2" Tubing	Polished Brass
812-15-SP	For 1-1/2" Tubing	Polished Stainless Steel
812-15-SS	For 1-1/2" Tubing	Satin Stainless Steel
812-20	For 2" Tubing	Polished Brass
812-20-SP	For 2" Tubing	Polished Stainless Steel
812-20-SS	For 2" Tubing	Satin Stainless Steel

Angle Elbow Fitting



SPECIAL ORDER

• 1/box. Sold individually.

Product #	Size	Finish
813-15	For 1-1/2" Tubing	Polished Brass
813-15-SP	For 1-1/2" Tubing	Polished Stainless Steel
813-15-SS	For 1-1/2" Tubing	Satin Stainless Steel
813-20	For 2" Tubing	Polished Brass
813-20-SP	For 2" Tubing	Polished Stainless Steel
813-20-SS	For 2" Tubing	Satin Stainless Steel

Flush End Post Fitting



SPECIAL ORDER

• 1/box. Sold individually.

Product #	Size	Finish
840-15	For 1-1/2" Tubing	Polished Brass
840-15-SP	For 1-1/2" Tubing	Polished Stainless Steel
840-15-SS	For 1-1/2" Tubing	Satin Stainless Steel
840-20	For 2" Tubing	Polished Brass

Flush Center Post Fitting



SPECIAL ORDER

• 1/box. Sold individually.

Product #	Size	Finish
841-15	For 1-1/2" Tubing	Polished Brass
841-15-SP	For 1-1/2" Tubing	Polished Stainless Steel
841-15-SS	For 1-1/2" Tubing	Satin Stainless Steel
841-20	For 2" Tubing	Polished Brass

Wall and Floor Flanges

Wall Flange



SPECIAL ORDER

• 1/box. Sold individually.

Product #	Size	Finish
814-15	For 1-1/2" Tubing	Polished Brass
814-15-SP	For 1-1/2" Tubing	Polished Stainless Steel
814-15-SS	For 1-1/2" Tubing	Satin Stainless Steel
814-20	For 2" Tubing	Polished Brass
814-20-SP	For 2" Tubing	Polished Stainless Steel
814-20-SS	For 2" Tubing	Satin Stainless Steel

Floor Flange



Brassfinders

SPECIAL ORDER

• 1/box. Sold individually.

Product #	Size	Finish
817-15	For 1-1/2" Tubing	Polished Brass
817-20	For 2" Tubing	Polished Brass
817-20-SP	For 2" Tubing	Polished Stainless Steel
817-20-SS	For 2" Tubing	Satin Stainless Steel

Handrail and Arm Rail Brackets

Hand Rail Bracket



Brassfinders

SPECIAL ORDER

• 1/box. Sold individually.

Product #	Size	Finish	Projection to Center
870-20	For 2" Tubing	Polished Brass	2-1/2"

Wall Bracket



Brassfinders

SPECIAL ORDER

• 1/box. Sold individually.

Product #	Size	Finish	Projection to Center
875-15	For 1-1/2" Tubing	Polished Brass	2-1/2"
875-15-SP	For 1-1/2" Tubing	Polished Stainless Steel	2-1/2"
875-15-SS	For 1-1/2" Tubing	Satin Stainless Steel	2-1/2"
875-20	For 2" Tubing	Polished Brass	2-1/2"
875-20-SP	For 2" Tubing	Polished Stainless Steel	2-1/2"
875-20-SS	For 2" Tubing	Satin Stainless Steel	2-1/2"

**COMMERCIAL AND RESIDENTIAL
HANDRAIL BRACKETS - SEE PGS 242-243**

Floor and Bar Rail Brackets

Bar Bracket



Brassfinders

SPECIAL ORDER

• 1/box. Sold individually.

Product #	Size	Finish	Projection to Center
800-15	For 1-1/2" Tubing	Polished Brass	6-1/16"
800-15-SP	For 1-1/2" Tubing	Polished Stainless Steel	6-1/16"
800-15-SS	For 1-1/2" Tubing	Satin Stainless Steel	6-1/16"
800-20	For 2" Tubing	Polished Brass	6-7/8"
800-20-SP	For 2" Tubing	Polished Stainless Steel	6-7/8"
800-20-SS	For 2" Tubing	Satin Stainless Steel	6-7/8"

Combination Bracket



Brassfinders

SPECIAL ORDER

• 1/box. Sold individually.

Product #	Size	Finish	Projection to Center
802-15	For 1-1/2" Tubing	Polished Brass	6-1/2"
802-15-SP	For 1-1/2" Tubing	Polished Stainless Steel	6-1/2"
802-15-SS	For 1-1/2" Tubing	Satin Stainless Steel	6-1/2"
802-20	For 2" Tubing	Polished Brass	6"
802-20-SP	For 2" Tubing	Polished Stainless Steel	6"
802-20-SS	For 2" Tubing	Satin Stainless Steel	6"

End Caps and Finials

Flush End Cap



Brassfinders

SPECIAL ORDER

• 1/box. Sold individually.

Product #	Size	Finish
810-15	For 1-1/2" Tubing	Polished Brass
810-15-SP	For 1-1/2" Tubing	Polished Stainless Steel
810-15-SS	For 1-1/2" Tubing	Satin Stainless Steel
810-20	For 2" Tubing	Polished Brass
810-20-SP	For 2" Tubing	Polished Stainless Steel
810-20-SS	For 2" Tubing	Satin Stainless Steel

Domed End Cap



Brassfinders

SPECIAL ORDER

• 1/box. Sold individually.

Product #	Size	Finish
809-15	For 1-1/2" Tubing	Polished Brass
809-15-SP	For 1-1/2" Tubing	Polished Stainless Steel
809-15-SS	For 1-1/2" Tubing	Satin Stainless Steel
809-20	For 2" Tubing	Polished Brass
809-20-SP	For 2" Tubing	Polished Stainless Steel
809-20-SS	For 2" Tubing	Satin Stainless Steel

Decorative Flush End Cap



Brassfinders

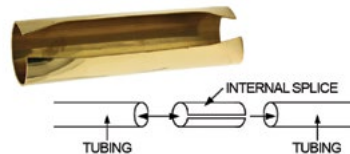
SPECIAL ORDER

• 1/box. Sold individually.

Product #	Size	Finish
808-20	For 2" Tubing	Polished Brass

Misc Fittings

Tubing Splice



Brassfinders

SPECIAL ORDER

• 1/box. Sold individually.

Product #	Size	Finish	Length
819-15	For 1-1/2" Tubing	Polished Brass	6"
819-20	For 2" Tubing	Polished Brass	6"

ARCHITECTURAL RAILING AND COMPONENTS

End Caps and Finials

FOR AN ADDITIONAL
SELECTION OF AVAILABLE
PRODUCTS GO TO

www.thehardwarehut.com



Hardware Hut.com[®]