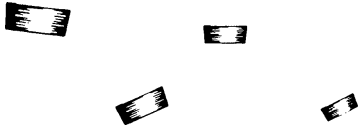


FLAT HEAD PLUGS




ORDER #	SIZE	DESC.	QTY/PK	PKG.	UNIT
F38F	3/8"	BIRCH	15/PK	12	PK
F12F	1/2"	BIRCH	15/PK	12	PK
F10F	1"	BIRCH	5/PK	12	PK
H38FPO	3/8"	OAK	100/PK	10	PK
H12FPO	1/2"	OAK	100/PK	10	PK
H38FP	3/8"	BIRCH	100/PK	25	PK

ROUND HEAD PLUGS



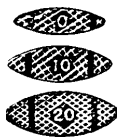
ORDER #	SIZE	DESC.	QTY/PK	PKG.	UNIT
H38RP	3/8"	BIRCH	100/PK	25	PK

WOOD BUTTONS



ORDER #	SIZE	DESC.	QTY/PK	PKG.	UNIT
F38B	3/8"	BIRCH	15/PK	12	PK
F12B	1/2"	BIRCH	15/PK	12	PK
F34B	3/4"	BIRCH	6/PK	12	PK
F10B	1"	BIRCH	5/PK	12	PK
H38BO	3/8"	OAK	100/PK	10	PK
H12BO	1/2"	OAK	100/PK	10	PK
H38B	3/8"	BIRCH	100/PK	25	PK
H12B	1/2"	BIRCH	100/PK	25	PK

WOOD BISCUITS



· Kaiser brand.
· Beechwood splines.


ORDER #	SIZE	QTY/PKG	PKG.	UNIT
SP-0K	#0	1000/BX	1	BX
SP-10K	#10	1000/BX	1	BX
SP-20K	#20	1000/BX	1	BX

FLUTED DOWEL PINS



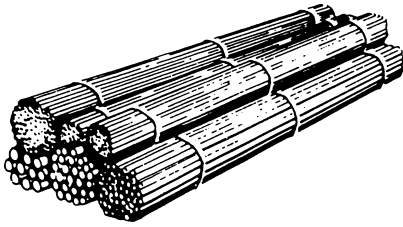
ORDER #	SIZE	QTY/PK	PKG.	UNIT
F4200	1/4" x 2"	18/PK	12	PK
F5200	5/16" x 2"	18/PK	12	PK
F6200	3/8" x 2"	18/PK	12	PK
F8200	1/2" x 2"	10/PK	12	PK

SPIRAL GROOVED DOWEL PINS - BIRCH



ORDER #	SIZE	QTY/PK	PKG.	UNIT
H42	1/4" x 2"	100/PK	25	PK
H6112	3/8" x 1-1/2"	100/PK	14	PK
H62	3/8" x 2"	100/PK	25	PK
P6112	3/8" x 1-1/2"	500/PK	14	PK
P62	3/8" x 2"	500/PK	10	PK

DOWELS - RAMIN WOOD



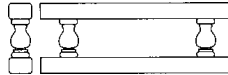
ORDER #	SIZE	PKG.	UNIT	ORDER #	SIZE	PKG.	UNIT
R1848	1/8" x 48"	100	EACH	R5848	5/8" x 48"	25	EACH
R31648	3/16" x 48"	100	EACH	R3448	3/4" x 48"	25	EACH
R1448	1/4" x 48"	100	EACH	R7848	7/8" x 48"	15	EACH
R51648	5/16" x 48"	100	EACH	R148	1" x 48"	10	EACH
R3848	3/8" x 48"	100	EACH	R11848	1-1/8" x 48"	10	EACH
R71648	7/16" x 48"	50	EACH	R11448	1-1/4" x 48"	9	EACH
R1248	1/2" x 48"	50	EACH				

SHAKER PEG



ORDER #	SIZE	PKG.	UNIT
ST-SPI-L	3-1/2" O/A	100	EACH

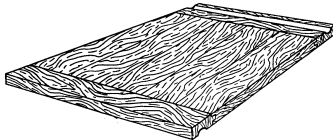
SPINDLE RAIL



- Fully sanded & ready for finishing.
- 8' long.

ORDER #	COLOR	PKG.	UNIT
SPRL-W/OL-RO	RED OAK	6	EACH

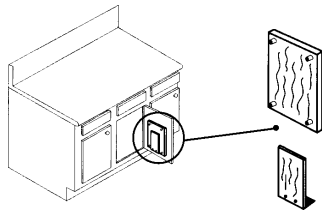
BREADBOARD



- Hardwood (alder) construction electronically laminated & sealed to minimize moisture.
- Finger pull each end allows board to be reversible, alder on one end, oak on the other.
- All boards full 3/4" thick.

ORDER #	DESCRIPTION	PKG.	UNIT
BB1622K	16" x 22"	12	EACH
BB1822K	18" x 22"	6	EACH
BB2422K	24" x 22"	6	EACH
121 21-1/2"	BREADBOARD SLIDES	25	PAIR

CUTTING BOARD/HOLDER



- Removable 10" x 14" cutting board with holder for mounting to inside of base cabinet door.
- Solid alder cutting board (a hardwood similar in appearance to cherry); rubber feet.
- Mineral oil finish.
- 15"H* x 14"W x 1-1/2"D* - * Includes frame.



ORDER #	PKG.	UNIT
CB-1014	1	EACH

KNIFE HOLDER/CUTTING BOARD DRAWER SYSTEM



- **Overall Size:** 22-3/4"D x 4-1/2"H
- State-of-the art combination knife holder/cutting board system glides on full-extension ball bearing slides.
- Features a removable mineral oil treated cutting board & 3 divided sections including a unique 7-slot knife holder compartment.



ORDER #	WIDTH	PKG.	UNIT
4KCB-18	14-1/2"	1	EACH
4KCB-21	17-1/2"	1	EACH
4KCB-24	20-1/2"	1	EACH

DOOR MOUNT CUTTING BOARD



- Birch/maple hardwood cutting board is mineral oil treated & the support racks are coated with a UV-cured clear finish.

4DMCB-15

- **Mount Rack:** 9-1/2"W x 3"D x 8"H
- **Cutting Board:** 7-7/8"W x 1-1/4"D x 16"H


4DMCB-18

- **Mount Rack:** 12-1/2"W x 3"D x 8"H
- **Cutting Board:** 10-7/8"W x 1-1/4"W x 16"H



ORDER #	PKG.	UNIT
4DMCB-15	1	EACH
4DMCB-18	1	EACH


COLUMN CONCEPTS - DECORATIVE COLLECTION - COLUMNS



- Mix and match column products to create you own designs.
- Choose a cap and base and simply add one of the half rounds. Create filler designs, corner detail or add to existing moulding packages.

ORDER #	SIZE	DESCRIPTION	SPECIES	PKG.	UNIT
M2233CUF2	36"	BUMP OUT BLOCK MOULDING - 4-1/4" wide	CHERRY	2	EACH
M2233MUF2	36"	BUMP OUT BLOCK MOULDING - 4-1/4" wide	MAPLE	2	EACH
M2283CUF2	36"	FLUTED COLUMN 1-1/2" diam. (1/2 round)	CHERRY	2	EACH
M2283MUF2	36"	FLUTED COLUMN 1-1/2" diam. (1/2 round)	MAPLE	2	EACH
M2293CUF2	36"	BEADED COLUMN 1-1/2" diam. (1/2 round)	CHERRY	2	EACH
M2293MUF2	36"	BEADED COLUMN 1-1/2" diam. (1/2 round)	MAPLE	2	EACH
M2303CUF2	36"	PLAIN COLUMN 1-1/2" diam. (1/2 round)	CHERRY	2	EACH
M2303MUF2	36"	PLAIN COLUMN 1-1/2" diam. (1/2 round)	MAPLE	2	EACH
MA283148CUF2	48"	RADIUS CORNER FILLER 1-1/2" diam.	CHERRY	2	EACH
MA283148MUF2	48"	RADIUS CORNER FILLER 1-1/2" diam.	MAPLE	2	EACH
M0043CUF2	48"	SPLIT ROPE COLUMN 1-1/2" diam. (1/2 round)	CHERRY	2	EACH
M0043MUF2	48"	SPLIT ROPE COLUMN 1-1/2" diam. (1/2 round)	MAPLE	2	EACH


- BLOCKS AND CAPS



- Mix and match column products to create you own designs.
- Choose a cap and base and simply add one of the half rounds. Create filler designs, corner detail or add to existing moulding packages.

ORDER #	SIZE	DESCRIPTION	SPECIES	PKG.	UNIT
B5000CUF2	1.18" x 5.75"	RECTANGLE BLOCK	CHERRY	4	EACH
B5000MUF2	1.18" x 5.75"	RECTANGLE BLOCK	MAPLE	4	EACH
B5100CUF2	2.5" x 3"	SPLIT SPINDLE CAP	CHERRY	4	EACH
B5100MUF2	2.5" x 3"	SPLIT SPINDLE CAP	MAPLE	4	EACH
B5120CUF2	2.156" x 3"	SPLIT SPINDLE CAP	CHERRY	4	EACH
B5120MUF2	2.156" x 3"	SPLIT SPINDLE CAP	MAPLE	4	EACH
B5210CUF2	1.5"	SPLIT CAP	CHERRY	4	EACH
B5210MUF2	1.5"	SPLIT CAP	MAPLE	4	EACH
M2311CUF2	10"	TRIANGLE BLOCK	CHERRY	2	EACH
M2311MUF2	10"	TRIANGLE BLOCK	MAPLE	2	EACH
M2841CUF2	4"	CORNER FILLER CAP	CHERRY	2	EACH
M2841MUF2	4"	CORNER FILLER CAP	MAPLE	2	EACH

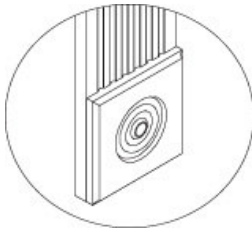
BEADED/FLUTED FILLERS



- Designed for beaded or fluted applications, one moulding makes it simple and economical.
- Offered with beaded/fluted rosettes for a completely finished look.
- Rosettes, Caps and even Corbels slide right into the beaded or fluted cuts—no shadow line or need to putty or fill.

ORDER #	SIZE	DESCRIPTION	SPECIES	PKG.	UNIT
M4318CUF2	3" x 96"	BEADED/FLUTED FILLERS	CHERRY	2	EACH
M4318HUF2	3" x 96"	BEADED/FLUTED FILLERS	HICKORY	2	EACH
M4318MUF2	3" x 96"	BEADED/FLUTED FILLERS	MAPLE	2	EACH

BEADED/FLUTED CAPS AND ROSETTES



R8125/R8185



R5510/R5520



R9A0100/R9A0101

ORDER #	SIZE	DESCRIPTION	SPECIES	PKG.	UNIT
R5510CUF2	3" x 3"	BEADED PYRAMID CAP	CHERRY	4	EACH
R5510HUF2	3" x 3"	BEADED PYRAMID CAP	HICKORY	4	EACH
R5510MUF2	3" x 3"	BEADED PYRAMID CAP	MAPLE	4	EACH
R5520CUF2	3" x 3"	FLUTED PYRAMID CAP	CHERRY	4	EACH
R5520HUF2	3" x 3"	FLUTED PYRAMID CAP	HICKORY	4	EACH
R5520MUF2	3" x 3"	FLUTED PYRAMID CAP	MAPLE	4	EACH
R8125CUF2	3" x 3"	FLUTED ROSETTE w/out EDGE	CHERRY	6	EACH
R8125HUF2	3" x 3"	FLUTED ROSETTE w/out EDGE	HICKORY	6	EACH
R8125MUF2	3" x 3"	FLUTED ROSETTE w/out EDGE	MAPLE	6	EACH
R8185CUF2	3" x 3"	BEADED ROSETTE w/out EDGE	CHERRY	6	EACH
R8185HUF2	3" x 3"	BEADED ROSETTE w/out EDGE	HICKORY	6	EACH
R8185MUF2	3" x 3"	BEADED ROSETTE w/out EDGE	MAPLE	6	EACH
R9A0100CUF2	3" x 3"	ACANTHUS CARVED ROSETTE CAP, BEADED FIT	CHERRY	2	EACH
R9A0100MUF2	3" x 3"	ACANTHUS CARVED ROSETTE CAP, BEADED FIT	MAPLE	2	EACH
R9A0101CUF2	3" x 3"	ACANTHUS CARVED ROSETTE CAP, FLUTED FIT	CHERRY	2	EACH
R9A0101MUF2	3" x 3"	ACANTHUS CARVED ROSETTE CAP, FLUTED FIT	MAPLE	2	EACH

We offer a huge selection of decorative and functional hardware online. Visit our online catalog today at www.thehardwarehut.com




Hardware Hut.com
a division of Spokane Hardware Supply, Inc.




THE MISSION COLLECTION

Mission Accomplished!


The first collection specifically designed to embellish today's popular Mission and Arts and Crafts cabinetry has proven just as popular as the styles themselves! Our Mission Collection features clean lines and subtle curves that accentuate the powerful simplicity of this look.



IM-3029 Onlay
7/8"TH x 20"W x 5"H



IM-3028 Rosette
7/8"TH x 5-1/2"W x 5-1/2"H




IM-3027 Rosette
7/8"TH x 2-7/8"W x 2-7/8"H



IM-CA67 Corbel
3-1/2"D x 3-1/2"W x 13"H



IM-CA68 Corbel
4"D x 6"W x 9"H



IM-CA69 Corbel
2-3/4"D x 3"W x 6"H



IM-CA66 Bar Corbel
9"D x 3-1/2"W x 13"H



IM-CA80 Corbel
4-1/2"D x 5-1/2"W x 28"H

AVAILABLE IN MAPLE, CHERRY, WHITE OAK, AND RESIN.
PRODUCT PHOTOS NOT TO EXACT SCALE. DIMENSIONAL DATA NOT BINDING. WE RESERVE THE RIGHT TO CHANGE SPECIFICATIONS WITHOUT NOTICE.
ORNAMENTAL PRODUCTS INSPIRED BY DESIGN

Note: Some products on this page may be available by special order only, call for details.



THE INTERLACINGS COLLECTION

Sensuous weaves, elegant curves, daringly different, yet reassuringly familiar. Interlacings is one of our collections that has become a timeless addition to the Ornamental Products family. A perfect transitional collection for customers who want to make a unique design statement.



IM-3000 Onlay
1"TH x 20"W x 5-5/8"H



IM-3002 Rosette
3/4"TH x 5"W x 5"H



IM-3001 Rosette
1/2"TH x 2-7/8"W x 2-7/8"H



IM-7000 Moulding
3/4"TH x 2"W x 96"L



IM-CA82 Corbel
4-1/2"D x 5-1/2"W x 28"H



IM-CA28 Corbel
3-1/2"D x 3-1/2"W x 13"H



IM-CA30 Corbel
4"D x 6"W x 9"H



IM-CA29 Corbel
2-11/16"D x 3"W x 6"H



IM-CA59 Bar Corbel
9"D x 3-1/2"W x 12"H

AVAILABLE IN MAPLE, CHERRY, WHITE OAK, AND RESIN.
PRODUCT PHOTOS NOT TO EXACT SCALE. DIMENSIONAL DATA NOT BINDING. WE RESERVE THE RIGHT TO CHANGE SPECIFICATIONS WITHOUT NOTICE.

ORNAMENTAL PRODUCTS INSPIRED BY DESIGN

Note: Some products on this page may be available by special order only, call for details.



THE METAMORPHOSIS COLLECTION

Looking to add a classic European influence to your cabinetry? Consider Metamorphosis. Featuring motifs inspired by the Tuscany region, these bold yet elegant parts will add an Old World accent wherever you may be inspired to use them.



IM-3003 Onlay
1-1/2"TH x 20"W x 5-3/4"H



IM-3004 Rosette
1"TH x 4-1/2"W x 5"H



IM-3005 Rosette
5/8"TH x 2-7/8"W x 3-3/16"H



IM-7001 Moulding
1"TH x 2"W x 96"L



IM-CA83 Corbel
4-1/2"D x 5-1/2"W x 28"H



IM-CA33 Corbel
3-1/4"D x 3-1/2"W x 13"H



IM-CA32 Corbel
4"D x 6"W x 9"H



IM-CA31 Corbel
2-11/16"D x 3"W x 6"H



IM-CA60 Bar Corbel
9"D x 3-1/2"W x 12"H

AVAILABLE IN MAPLE, CHERRY, WHITE OAK, AND RESIN.
PRODUCT PHOTOS NOT TO EXACT SCALE. DIMENSIONAL DATA NOT BINDING. WE RESERVE THE RIGHT TO CHANGE SPECIFICATIONS WITHOUT NOTICE.
ORNAMENTAL PRODUCTS INSPIRED BY DESIGN

Note: Some products on this page may be available by special order only, call for details.

**Ornamental
Products**
INSPIRED BY DESIGN

THE VINEYARDS COLLECTION

The Vineyards Collection features classic grape motifs, which will add a bountiful, welcoming atmosphere to your cabinetry. Instantly recognizable and widely admired, this collection will appeal to customers who are looking for a classic, timeless accent in their homes.



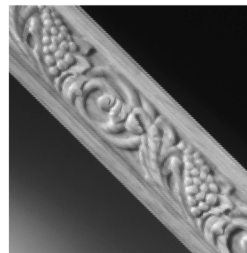
IM-3024 Onlay
5/8"TH x 20"W x 5"H



IM-3026 Rosette
5/8"TH x 3-3/16"W x 3-5/8"H



IM-3025 Rosette
5/8"TH x 2-5/16"W x 3-1/2"H



IM-7010 Moulding
3/8"TH x 2"W x 96"L



IM-CA56 Corbel
3-1/2"D x 3-1/2"W x 13"H



IM-CA57 Corbel
4"D x 6"W x 9"H



IM-CA58 Corbel
2-3/4"D x 3"W x 6"H



IM-CA63 Bar Corbel
9"D x 3-1/2"W x 12"H



IM-CA81 Corbel
4-1/2"D x 5-1/2"W x 28"H

AVAILABLE IN MAPLE, CHERRY, WHITE OAK, AND RESIN.
PRODUCT PHOTOS NOT TO EXACT SCALE. DIMENSIONAL DATA NOT BINDING. WE RESERVE THE RIGHT TO CHANGE SPECIFICATIONS WITHOUT NOTICE.
ORNAMENTAL PRODUCTS INSPIRED BY DESIGN

Note: Some products on this page may be available by special order only, call for details.



IM-CA37 Corbel
3-1/2"D x 3-1/2"W x 13"H



IM-CA38 Corbel
4"D x 6"W x 9"H



IM-CA84 Corbel
4-1/2"D x 5-1/2"W x 28"H



IM-CA39 Corbel
3"D x 3"W x 6"H



IM-CA61 Bar Corbel
9"D x 3-1/2"W x 12"H



IM-3009 Onlay
3/4"TH x 20"W x 5-7/8"H



IM-3010 Rosette
5/8"TH x 5"W x 5"H



IM-3011 Rosette
7/16"TH x 2-7/8"W x 2-7/8"H



IM-7003 Moulding
3/4"TH x 2"W x 96"L



THE TRADITIONS COLLECTION

Add a collage of exciting designs to your next project! The Traditions Collection takes a unique motif – the shell – and incorporates it in new and exciting combinations.

Ranging from floral interpretations to flowing corbels, this collection will transform the ordinary into the extraordinary. The only limit is your imagination...




IM-CA42 Corbel
3-1/2"D x 3-1/2"W x 13"H



IM-CA41 Corbel
4"D x 6"W x 9"H



IM-CA40 Corbel
2-11/16"D x 3"W x 6"H



IM-CA62 Bar Corbel
9"D x 3-1/2"W x 12"H




IM-3014 Onlay
1"TH x 20"W x 5-5/8"H



IM-3013 Rosette
3/4"TH x 5"W x 5"H



IM-3012 Rosette
9/16"TH x 2-7/8"W x 2-7/8"H



IM-7004 Moulding
7/8"TH x 2"W x 96"L

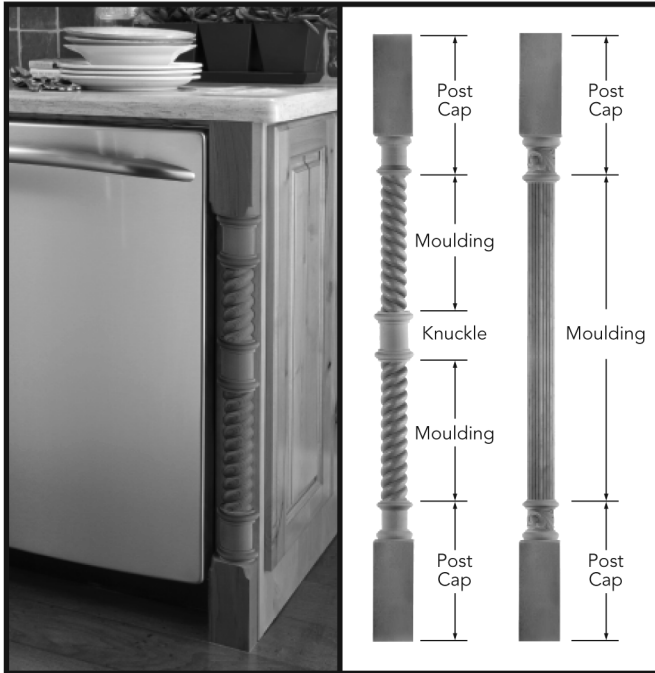
THE CONTOURS COLLECTION*

Dare to be different! Equally appropriate for use in contemporary or traditional environments, the Contours Collection features exciting new motifs that emphasize the power of space and openness. Perfect for sophisticated, cosmopolitan clientele, this collection creates atmosphere!


AVAILABLE IN MAPLE, CHERRY, WHITE OAK, AND RESIN.
PRODUCT PHOTOS NOT TO EXACT SCALE. DIMENSIONAL DATA NOT BINDING. WE RESERVE THE RIGHT TO CHANGE SPECIFICATIONS WITHOUT NOTICE.
ORNAMENTAL PRODUCTS INSPIRED BY DESIGN

Note: Some products on this page may be available by special order only, call for details.

MOD-U-COLUMN COMBINATIONS



ISLAND TURNINGS



■ Whole Leg				
IM-5100	IM-5101	IM-5102	IM-5103	IM-5104*
	3-1/2"TH x 3-1/2"W x 35-1/4"H			*3"TH x 3"W x 35-1/4"H
■ Three Quarter Leg				
IM-5100/34	IM-5101/34	IM-5102/34	IM-5103/34	IM-5104/34*
	3-1/2"TH x 3-1/2"W x 35-1/4"H			*3"TH x 3"W x 35-1/4"H
■ Half Leg				
IM-5100/2	IM-5101/2	IM-5102/2	IM-5103/2	IM-5104/2*
	1-11/16"TH x 3-1/2"W x 35-1/4"H			*1-7/16"TH x 3"W x 35-1/4"H
■ Half Diagonal Leg				
IM-5100/2DG	IM-5101/2DG	IM-5102/2DG	IM-5103/2DG	IM-5104/2DG*
	2-13/32"TH x 4-13/16"W x 35-1/4"H			*2-1/16"TH x 4-1/8"W x 35-1/4"H
■ Quarter Leg				
IM-5100/4	IM-5101/4	IM-5102/4	IM-5103/4	IM-5104/4*
	1-11/16"TH x 1-11/16"W x 35-1/4"H			*1-7/16"TH x 1-7/16"W x 35-1/4"H

AVAILABLE IN MAPLE, CHERRY, WHITE OAK, AND RESIN.
 PRODUCT PHOTOS NOT TO EXACT SCALE. DIMENSIONAL DATA NOT BINDING. WE RESERVE THE RIGHT TO CHANGE SPECIFICATIONS WITHOUT NOTICE.

ORNAMENTAL PRODUCTS INSPIRED BY DESIGN

Note: Some products on this page may be available by special order only, call for details.

WINE BOTTLE RACK

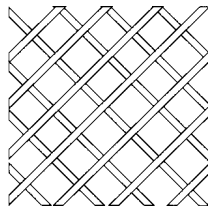


- Solid wood wine bottle rack.
- Holds eleven wine bottles and is easily trimmed for any size cabinet or shelf.
- Sanded and ready to finish.
- Sold per pair.



ORDER #	SPECIES	SIZE	PKG.	UNIT
S9200CUF1	CHERRY	48" L	1	PR
S9200HUF1	HICKORY	48" L	1	PR
S9200MUF1	MAPLE	48" L	1	PR
S9200OUF1	RED OAK	48" L	1	PR

WINE BOTTLE LATTICE PANEL




- Panels are produced from sturdy moldings 3/4" thick x 7/8" wide with radius edges.
- Glued and mechanically fastened at joints.
- Bottle openings are 4" x 4".
- Easily cut to desired size.
- Sold per pair.



ORDER #	SPECIES	SIZE	PKG.	UNIT
WRL1736AL	ALDER	17"W x 36"H	1	PAIR
WRL1736CH	CHERRY	17"W x 36"H	1	PAIR
WRL1736HI	HICKORY	17"W x 36"H	1	PAIR
WRL1736MA	MAPLE	17"W x 36"H	1	PAIR
WRL1736RO	RED OAK	17"W x 36"H	1	PAIR
WRL2430AL	ALDER	30"W x 24"H	1	PAIR
WRL2430CH	CHERRY	30"W x 24"H	1	PAIR
WRL2430HI	HICKORY	30"W x 24"H	1	PAIR
WRL2430MA	MAPLE	30"W x 24"H	1	PAIR
WRL2430RO	RED OAK	30"W x 24"H	1	PAIR
WRL2443AL	ALDER	24"W x 43"H	1	PAIR
WRL2443CH	CHERRY	24"W x 43"H	1	PAIR
WRL2443HI	HICKORY	24"W x 43"H	1	PAIR
WRL2443MA	MAPLE	24"W x 43"H	1	PAIR
WRL2443RO	RED OAK	24"W x 43"H	1	PAIR

SONOMA SERIES WINE RACK




- Panels are produced from sturdy moldings 3/4" thick x 7/16" wide with radius edges.
- Bottle openings are 3-3/4" x 3-3/4"
- Sold per pair.
- L3260 - 21 full bottle openings
- L3240 - 24 full bottle openings
- L3220 - 28 full bottle openings



ORDER #	SPECIES	SIZE	PKG.	UNIT
L3260QUF9	ALDER	17"W x 36"H	1	PAIR
L3260CUF9	CHERRY	17"W x 36"H	1	PAIR
L3260HUF9	HICKORY	17"W x 36"H	1	PAIR
L3260MUF9	MAPLE	17"W x 36"H	1	PAIR
L3240QUF9	ALDER	24"W x 30"H	1	PAIR
L3240CUF9	CHERRY	24"W x 30"H	1	PAIR
L3240HUF9	HICKORY	24"W x 30"H	1	PAIR
L3240MUF9	MAPLE	24"W x 30"H	1	PAIR
L3220QUF9	ALDER	24"W x 43"H	1	PAIR
L3220CUF9	CHERRY	24"W x 43"H	1	PAIR
L3220HUF9	HICKORY	24"W x 43"H	1	PAIR
L3220MUF9	MAPLE	24"W x 43"H	1	PAIR

RUSSIAN RIVER WINE RACK

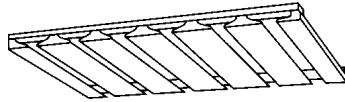


- Features modular design and flexible options.
- This "X" rack folds down on itself and is trimmable for depth.
- Panels are produced from sturdy moldings 3/4" thick x 7/16".



ORDER #	COLOR	SIZE	PKG.	UNIT
WS100CUF1	CHERRY	22-3/8"	1	EACH
WS100MUF1	MAPLE	22-3/8"	1	EACH
WS100QUF1	ALDER	22-3/8"	1	EACH
WS110CUF1	CHERRY	26-5/8"	1	EACH
WS110MUF1	MAPLE	26-5/8"	1	EACH
WS110QUF1	ALDER	26-5/8"	1	EACH

STEMWARE RACK

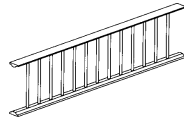


- Solid wood, fully sanded and ready for finishing process.
- Accommodates most stemware styles.
- 36"L x 12"W.



ORDER #	SPECIES	PKG.	UNIT
S9630QUF1	ALDER	1	EACH
S9630CUF1	CHERRY	1	EACH
S9630HUF1	HICKORY	1	EACH
S9630MUF1	MAPLE	1	EACH
S9630OUF1	RED OAK	1	EACH

PLATE DISPLAY UNIT



- Fully assembled unit with tasteful moulding shape & dowels of the same species.
- Mouldings have trim area of 1-1/2" on each end.
- Dowels spaced 2" on center.
- 36"L x 13-1/16"H x 1-1/2"W.
- Sold per pair.



ORDER #	SPECIES	PKG.	UNIT
NPD-36-CH	CHERRY	1	PAIR
NPD-36-HI	HICKORY	1	PAIR
NPD-36-RO	RED OAK	1	PAIR
NPD-36-MA	MAPLE	1	PAIR

APPLIANCE GARAGES - CORNER UNIT

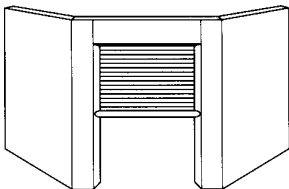


- Solid wood door & face frame.
- End panels are veneer faced and backed on 3/8" MDF, using plain-sliced veneer.
- Hoffco Spring Tension Track System for smooth, non-binding operation.
- Doweled joints.
- Easy to install.
- 17"W x 18-1/2"H x 11-7/8"D - fits standard 24" corner.



ORDER #	SPECIES	PKG.	UNIT
AG-100SAL	ALDER	1	EACH
AG-100CSC	CHERRY	1	EACH
AG-100CSH	HICKORY	1	EACH
AG-100CSM	MAPLE	1	EACH
AG-100CSR	RED OAK	1	EACH

APPLIANCE GARAGE - EURO CORNER UNIT



- Modified solid-look painted tambour door (MP-7) on unique mitre-folded face frame & end panels.
- Vinyl laminated end panels/face frame/top rail.
- Hoffco Spring Tension Track System for smooth, non-binding operation.
- Easy to install.
- 17"W x 18-1/2"H x 11-7/8"D - fits standard 24" corner.



ORDER #	COLOR	PKG.	UNIT
AG-200CW	WHITE	1	EACH

STAINLESS COMBINATION KIT - FOR FACE FRAME APPLICATIONS



shown installed in wood surround, not included.

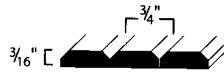
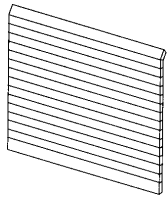
- Preassembled Stainless Steel finish tambour doors for appliance garages and other cabinetry applications.
- Spring Tension Track Systems for face frame construction
- European design, compliments stainless steel kitchen applications.
- Ready to install quickly into cabinetmaker's frame



ORDER #	SIZE	PKG.	UNIT
C02-ST5-1	15"x18"	1	EACH
C02-ST5-2	24"x18"	1	EACH
C02-ST5-3	30"x18"	1	EACH

**New items are always being added.
Please call us if you need an item not listed.**

SOLID WOOD TAMBOUR



- Individually molded slats w/ poly/cotton back.
- Cleaned, pre-flexed, sanded & ready for finish.
- Slat length: 47"; height 24" or 36".
- All 24" wide doors have a 1-1/2" lead slat;
- 36" wide doors also include 1-1/2" trail slat.

ORDER #	SPECIES	SIZE	PKG.	UNIT
SW-30-RO511	RED OAK	47"SL x 24"	1	EACH
SW-30-MA512	MAPLE	47"SL x 24"	1	EACH
SW-30-CH503	CHERRY	47"SL x 24"	1	EACH
SW-30-AL504	ALDER	47"SL x 24"	1	EACH
SW-30-HI502	HICKORY	47"SL x 24"	1	EACH
SW-30-HI506	HICKORY	47"SL x 36"	1	EACH
SW-30-RO513	RED OAK	47"SL x 36"	1	EACH
SW-30-MA508	MAPLE	47"SL x 36"	1	EACH
SW-30-CH514	CHERRY	47"SL x 36"	1	EACH
SW-30-AL503	ALDER	47"SL x 36"	1	EACH

SOLID WOOD TAMBOUR


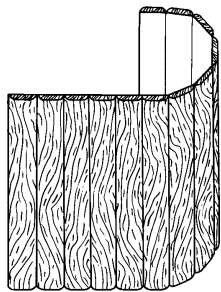


- Individually molded slats w/ poly/cotton back.
- Cleaned, pre-flexed, sanded & ready for finish.
- Slat length: 47"; height 24".
- All 24" wide doors have a 1-1/2" lead slat.



ORDER #	SPECIES	SIZE	PKG.	UNIT
SW-15-RO502	RED OAK	47"SL x 24"	1	EACH
SW-15-CH507	CHERRY	47"SL x 24"	1	EACH

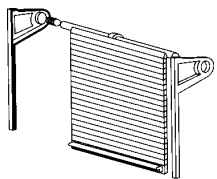
SOLID WOOD TAMBOUR & TRACK



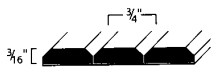
- 1/4" thick x 3/4" wide solid wood slats.
- Sold in 2' increments.
- Strong polypropylene fabric backing.
- NOTE: Track also fits National model SW15 (5/16") tambour.

ORDER #	SLAT LENGTH	SPECIES	PKG.	UNIT
CT16 FR	16"	CHERRY	8	FT.
CT24 FR	24"	CHERRY	8	FT.
CT36 FR	36"	CHERRY	8	FT.
CT48 FR	48"	CHERRY	8	FT.
MT16 FR	16"	MAPLE	8	FT.
MT24 FR	24"	MAPLE	8	FT.
MT36 FR	36"	MAPLE	8	FT.
MT48 FR	48"	MAPLE	8	FT.
OT16 FR	16"	OAK	8	FT.
OT24 FR	24"	OAK	8	FT.
OT36 FR	36"	OAK	8	FT.
OT48 FR	48"	OAK	8	FT.
4C55	TRACK CORNER		1	EACH
4T54	48" TRACK		1	EACH

TAMBOUR WITH TRACK SYSTEM



Track System
(Frame Style Mounting)



SW-30
Solid Wood

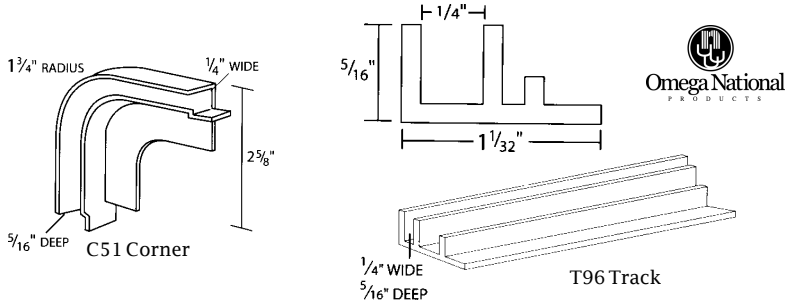
- Includes tambour door with hand pull & spring tension tambour track system.
- Track system consists of 2 PVC guide rails, wood dowel, donuts, & tension spring.
- Easily mounts to back of face frame.
- Door width: 15" or 24".
- Door height: 18".
- Track height: 17-1/2".



ORDER #	COLOR	SIZE	PKG.	UNIT
C02-SHI-1	HICKORY	15" x 18"	1	SET
C02-SRO-1	RED OAK	15" x 18"	1	SET
C02-SMA-1	MAPLE	15" x 18"	1	SET
C02-SCH-1	CHERRY	15" x 18"	1	SET
C02-SHI-2	HICKORY	24" x 18"	1	SET
C02-SRO-2	RED OAK	24" x 18"	1	SET
C02-SMA-2	MAPLE	24" x 18"	1	SET
C02-SCH-2	CHERRY	24" x 18"	1	SET

SHS - One complete source for all of your finish hardware needs.


PVC (FLUSH MOUNT) TRACK SYSTEM



- Designed for flush mounting.
- For 1/4" to 5/16" material.
- Can be fastened with 3/8" staples or pan head screws.

ORDER #	COLOR	DESCRIPTION	PKG.	UNIT
C51-BR	BROWN	CORNER	1	EACH
T96-BROWN	BROWN	96" TRACK	1	EACH


PVC (FLUSH MOUNT) TRACK SYSTEM



- System includes tension spring, wood dowel, donut(s) and plastic guide rails for tambour doors.
- Controls doors up to 36"W x 19"H x .220" thick.
- Dowels can be trimmed for narrower widths.
- Easily stapled to back of face frame.
- Approx. cabinet opening height: 16-1/2".
- White.

ORDER #	DESCRIPTION	PKG.	UNIT
ST-2-36-WH	FACE FRAME TRACK	1	EACH

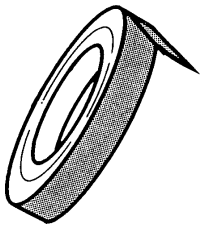
HEAVY BACKED SHEET VENEER



- .025" Thick.
- Used on flat overlay surfaces, but will wrap many contours and shapes.
- Can be applied to almost any stable substrate such as metal, particle board & plywood.
- Can be finished as any other real wood.
- Easy to store, handle & apply.

ORDER #	SIZE	FINISH	PKG.	UNIT
5014HB	4' x 8'	WH BIRCH	1	EACH
5020HB	4' x 8'	CHERRY	1	EACH
5030HB	4' x 8'	ALDER	1	EACH
5060HB	4' x 8'	MAPLE	1	EACH
5070HB	4' x 8'	RED OAK	1	EACH
5100HB	4' x 8'	HICKORY	1	EACH
5110HB	4' x 8'	WALNUT	1	EACH

PVC AUTOMATIC EDGE BANDING



- PVC edebanding can be produced in virtually any solid color or woodgrain, with a variety of finishes, including low medium or high gloss, textures, or wood finishes.

ORDER #	THICKNESS	COLOR	PKG.	UNIT
2001 5/8" X 600'	.018	FROSTY WHITE	7	RL
2001 7/8" X 600'	.018	FROSTY WHITE	5	RL
2114 7/8" X 600'	.018	ALMOND	5	RL
2416 7/8" X 600'	.018	BLACK	5	RL
2454 7/8" X 600'	.018	FOLKSTONE	5	RL
2001 7/8" X 1200'	.018	FROSTY WHITE	5	RL
2114 7/8" X 1200'	.018	ALMOND	5	RL
4901 15/16" X 600'	.018	HARDROCK MAPLE	5	RL
2001 3MM 7/8"	3MM	FROSTY WHITE	5	RL


REAL WOOD AUTOMATIC EDGE BANDING - 7/8" x 500' ROLLS



- Natural grade shurwood.
- Virtually undetectable fingerjoint.
- Fleece backing.
- Pre-sanding.
- Softforming.
- Profile wrapping.

ORDER #	LENGTH	SPECIES	PKG.	UNIT
5014 7/8"	500 FT.	WH. BIRCH	5	RL
5020 7/8"	500 FT.	CHERRY	5	RL
5030 7/8"	500 FT.	ALDER	5	RL
5060 7/8"	500 FT.	MAPLE	5	RL
5070 7/8"	500 FT.	RED OAK	5	RL
5100 7/8"	500 FT.	HICKORY	5	RL

PRE-GLUED POLYESTER EDGEBOARDING



- 2-ply pre-glued edgebanding.
- Easy to apply, heat activated.
- Wraps contours and corners.
- Pre-coated with a specialty formulated hot-melt adhesive.

ORDER #	LENGTH	COLOR	PKG.	UNIT
170 5/8"	250 FT.	SKI WHITE	5	RL
170 13/16"	250 FT.	SKI WHITE	5	RL
174 13/16"	250 FT.	WHITE	5	RL
125 13/16"	250 FT.	ALMOND	5	RL
PK170 13/16"	25 FT.	SKI WHITE	12	RL
PK125 13/16"	25 FT.	ALMOND	12	RL

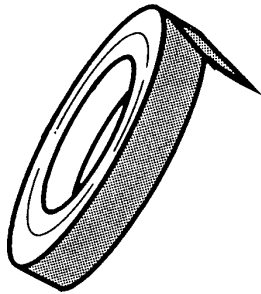
PRE-GLUED VENEER EDGEBOARDING - BACKED/SANDED



- End matched 1/42" thick real woodveneers finger-jointed and laminated to a continuous fleece membrane to give a high quality "thicker" continuous edgebanding.
- 2-ply pre-glued; easy to apply, heat activated.
- Sanding and backing allow easier handling & finishing.

ORDER #	LENGTH	SPECIES	PKG.	UNIT
503 13/16" B/S	250 FT.	CHERRY	6	RL
501 13/16" B/S	250 FT.	WHITE BIRCH	6	RL
506 13/16" B/S	250 FT.	MAPLE	6	RL
570 13/16" B/S	250 FT.	RED OAK	6	RL
PK5010 13/16"	25 FT.	BIRCH	12	RL
PK5070 13/16"	25 FT.	RED OAK	12	RL

FASTEDGE PSA EDGEBOARDING - PVC



- Ideal for field applications.
- Self-adhesive peel and stick edgebanding.
- Coated with a highly aggressive pressure sensitive adhesive (PSA) which allows for an instant bond and can be easily trimmed with a trimmer or utility knife.

ORDER #	SIZE	COLOR/SPECIES	PKG.	UNIT
FESP50AL	15/16" x 50'	ALMOND	1	RL
FESP50FS	15/16" x 50'	FOLKSTONE	1	RL
FESP25WH	15/16" x 25'	WHITE	1	RL
FESP50WH	15/16" x 50'	WHITE	1	RL
FESP250WH	15/16" x 250'	WHITE	1	RL
FEWP50HM	15/16" x 50'	HARDROCK MAPLE	1	RL

FASTEDGE PSA EDGEBOARDING - UNFINISHED WOOD



- Ideal for field applications.
- Self-adhesive peel and stick edgebanding.
- Coated with a highly aggressive pressure sensitive adhesive (PSA) which allows for an instant bond and can be easily trimmed with a trimmer or utility knife.

ORDER #	SIZE	SPECIES	PKG.	UNIT
FESW50MP	15/16" x 50'	MAPLE	1	RL
FESW25RO	15/16" x 25'	RED OAK	1	RL
FESW50RO	15/16" x 50'	RED OAK	1	RL

DOUBLE-EDGE EDGEBANDING TRIMMER

PRACTICAL PRODUCTS CO.



- Duplicate blades on both sides will flush or bevel trim panels from 1/2" to 1-1/2" thick.
- One side can be used alone as a single-sided trimmer.

ORDER #	DESCRIPTION	PKG.	UNIT
ET-100	TRIMMER	1	EACH
ET-100RP	REP.BLADES	1	SET

SINGLE SIDE EDGE EDGE TRIMMER

PRACTICAL PRODUCTS CO.



- Trims PVC, ABS, polyester and all other types of soft edgbanding material.
- Straight cutting blade for flush tirmming; will cut in either direction.
- 3-5/16" long.

ORDER #	PKG.	UNIT
ET-6	12	EACH

ACCUSCRIBE

FastCap



- Scribe trim, moldings, countertops, splash guards, tile, and flooring.

ORDER #	PKG.	UNIT
ACCUSCRIBE	1	EACH

SPEEDROLLER

FastCap



- For applying any pressure-sensitive product.

ORDER #	PKG.	UNIT
SPEEDROLLER	1	EACH

"J" ROLLER

PRACTICAL PRODUCTS CO.



- 3" Rubber Roller
- 12" long handle.

ORDER #	SIZE	PKG.	UNIT
JR-78C	3"W x 12"L	1	EACH

EXTENSION ROLLER

PRACTICAL PRODUCTS CO.




- Three 2-1/4" rollers.
- Twist-lock adjustable handle.

ORDER #	LENGTH	PKG.	UNIT
ER-333	18" - 27"	10	EACH

EDGE SQUEEZE ROLLER

PRACTICAL PRODUCTS CO.




- Lever action roller puts pressure on the laminate at the edges.
- Use for correcting the occasional edge-lift problem.
- Firm plastic rollers.

ORDER #	SIZE	PKG.	UNIT
SR-79B	12"	10	EACH

HAND EDGEBANDING IRON

PRACTICAL PRODUCTS CO.




- 110V, 165W.
- To apply preglued edgbanding.
- 11" long handle.
- Adjusts for temperatures from 200°F to 500°F.

ORDER #	SIZE	PKG.	UNIT
HE-160	1-5/8" x 4"	1	EACH

TEXTURED ROLLER COVER

PRACTICAL PRODUCTS CO.



- Works great for applying contact adhesive.
- Tough pebble-like surface keeps roller turning.
- Cover materials are resistant to adhesive & solvents.

ORDER #	SIZE	TEXTURE	PKG.	UNIT
RC-9T	9"	3/16"	12	EACH

HOT MELT ADHESIVE



KS208

- Medium viscosity, multi-purpose EVA based hot melt.
- Spreads/flows easily.
- Good for older/smaller equipment.
- Recommended use: veneer, polyester, PVC, melamine, thick PVC, ABS.

TECHNICAL DATA

- Viscosity - (Rheomat 15 T) at 200°C: 320,000 mPas.
- Softening Point: 110°C (230°F)
- Heat Resistance: 105°C (220°F)
- Cold Resistance: -10°C (14°F)



woodtape

KS217

- Low viscosity, EVA based hot melt.
- Fast melting properties & easy spread and flow characteristics ideal for smaller or older edgbanding equipment.
- Recommended use: veneer, polyester, PVC, melamine, solid wood, ABS, tropical & oily veneers, laminates & thick PVC.

TECHNICAL DATA

- Viscosity - (Rheomat 15 T) at 200°C: 160,000 mPas.
- Softening Point: 103°C (217°F)
- Heat Resistance: 85°C (185°F)
- Cold Resistance: -5°C (23°F)

ORDER #	VISCOSITY	COLOR	SIZE	PKG.	UNIT
KS208N	MEDIUM	NATURAL	55 LB.	1	BAG
KS217N	LOW	NATURAL	55 LB.	1	BAG

SPEED TAPE - PEEL & STICK ADHESIVE



- Apply to veneers and laminates, just peel the liner and stick it!
- Replaces contact cement.
- Super-sticky permanent bond!
- 50' roll.

FastCap

ORDER #	SIZE	PKG.	UNIT
S-TAPE.1"X50'	1"	1	ROLL
S-TAPE.6.5"X50'	6.5"	1	ROLL

This is a comprehensive catalog of our major stock lines but it does not show all available product lines. If there is something you need that is not shown, we may be able to order it. Please call and we will do all we can to help. More products are also available online at www.thehardwarehut.com.

STANDARD LAMINATE TECHNICAL INFO

Product Identification

Three standard grades of Pionite laminate are suitable for most applications.

- **General Purpose Type G48** is most often used in horizontal applications where high impact resistance and a durable, decorative surface is required.
- **Postforming Type F39** is designed for manufacturing countertops and other horizontal surfaces where the laminate may be heated and rolled over the substrate edge to eliminate seams.
- **Type F28** is designed for applications where impact resistance is less critical. Type F28 can also be postformed.

Typical Uses

- Pionite standard laminate is designed for either horizontal, vertical, or postforming applications. This laminate is seen on countertops, tables, vanities, interior doors, cabinets, contract furniture, and retail store fixtures.



Product Composition

- High pressure laminate is manufactured in a flat press by combining decorative papers saturated in melamine resin with phenolic-impregnated kraft layers at pressures exceeding the NEMA specification of 750 psi (5.17 MPa) and temperatures approaching 300° F (150° C). The panels are trimmed to size and the backs are sanded to facilitate bonding. The thickness of the laminate is determined by the number of kraft layers used. The laminating process combines the durability of melamine resins with the aesthetics of decorative papers creating a surfacing material that has been the standard for well over forty years.

Standard Nominal Sizes

Type	Thickness	Width	Length	Colors
G48 (in)	0.048:	30, 36, 48, 60	96, 120, 144	All Solids, Patterns and Woodgrains
F39 (in)	0.039:	30, 36, 48, 60	96, 120, 144	All Solids, Patterns and Woodgrains
F28 (in)	0.028:	30, 36, 48, 60	96, 120, 144	All Solids, Patterns and Woodgrains

Finish Options

Code	Finish Description
N	Suede Low gloss, textured finish, 12 ± 3 gloss units.
G	Gloss A high gloss, smooth finish, 100 ± 10 gloss units.
J	Crystal Fine pebble grained finish with a medium gloss, 15 ± 3 gloss units.
H	Hi-Brite Smoothly textured furniture finish, 25 ± 5 gloss units.
C	Soft Leather A finely grained leather finish, 14 ± 3 gloss units. Available in widths of 48" and 60" only.
L	Embossed Deeply embossed leather finish, 5 ± 1 gloss units. Leather Manufactured in Limited Sizes.
W	Embossed Slate Deeply embossed slate finish, 7 ± 1 gloss units. Manufactured in Limited Sizes.
Z	Ashwood A fine wood finish with a cathedral grain, 18 ± 3 gloss units.

Pionite[®]
Decorative Surfaces

LAMINATED PANELS

Now available from Spokane Hardware - (Special Order)

Substrate

- Our manufacturer features the largest selection of substrate inventory of any laminator in the Northwest. This assures the integrity of the panels, a rapid turnaround, and the most competitive pricing on your special needs.
- There are over 25,000 different combinations of laminate brand, size, grade, color and pattern and hundreds of specialty veneers - We can handle them all. Let us know what you need and we'll get it done!



Production Capabilities

- Particleboard, ranging from 3/8" to 1-3/4" thickness and 30" to 61" wide by 8' to 12' long.
- MDF in all commonly available sizes and thicknesses.
- Moisture resistant particleboard and MDF.
- Fire-rated particleboard and MDF.
- Formaldehyde free substrates.
- "Green" products made from 100% reclaimed or recycled wood fiber.
- APA rated softwood plywood up to 5'x10'.
- Domestic and import hardwood plywood.
- 49"x97" plywood available in 1/2" and 3/4".

Quality Standards

The following steps are taken to assure a quality finished product:

- All units are checked for flatness before lay-up.
- All laminate and board is climatized prior to lay-up.
- Glue application is regularly checked with mil gauge to assure optimum bond.
- Index is consistently flush with one side short and one side long.
- All panels are checked for obvious physical defects before lamination, 100% quality assurance guaranteed.

Call your sales representative today for more information!